

# 34<sup>TO</sup> CONGRESO DE LA ASOCIACION ARGENTINA DE PRODUCCION ANIMAL

## 1<sup>ST</sup> JOINT MEETING AAPA ASAS

4 - 7 OCTOBER MAR DEL PLATA 2011, ARGENTINA

### INSTRUCTIONS FOR ABSTRACT SUBMISSION

**There will be two types of abstracts for the first AAPA ASAS joint meeting, Communication and Research studies**

**A) Communication:** It is considered a communication abstract that one that does not have a complete scientific method or those ones that are not finished. However, it is important that they contribute to the science, due to its relevance, novelty, perspective of the work.

**B) Research studies:** It is consider a research study all the abstract that follow a complete scientific method, which answers the proposed objective

I) Abstract Format:

1. Page: A4 (8.27"x11.69")
2. Margins: superior 1.575" – inferior 1.457" – Left 1.378" – right 1.378".
3. Font: arial
4. Line spacing: Single
5. Language: English or Spanish
6. Title: All in small letters, only the first letter must be cap, no bold nor underlined, justified, in Arial 11 font. Scientific names should be written in italic, with initial capital of the genre. If you include the common name, this must be enclosed, and the scientific name in parentheses. The extension of the title should not exceed 80 characters including spaces between characters.
7. **Author/s:** Should follow the title, Font 10 and bold. First the last name of the author (first letter in capitol), spaced with a semicolon the initials od the name/s. Between initials a dot must be used. Each author should be separated by a semicolon. When author are from different institutions at the end of each author a superscripted numbered (1) to indicate the affiliation of each author.
8. **Author affiliation:** they are added after the authors, Font Arial 9, the first number, which makes reference to the first author, name and location of the institution, followed by the second number with the same information. And in the same way for all the authors. Add a star in the corresponding author.

9. **Authors contact email:** at the end of the previous paragraph add the star with the email of the corresponding author.

Example of Title and Authors:

*Forage assessment of leaves and fruits of the "Honey locust" (Gleditsia triacanthos L.). De la Rosa<sup>1</sup>, L.A., González<sup>1\*</sup>, G.L. y Torrá<sup>2</sup>, E.A.<sup>2</sup>. 1. Facultad de Ciencias Agrarias-UNLZ, Lomas de Zamora. 2. INTA EEA, Delta del Paraná. \*gonzalezecologia@agrarias.unlz.gov.ar*

**Title in Spanish:** Leave one line of space and add the title in Spanish, Font Arial 10, all in small letters (except the first one and if there is a common name) and italic.

**Example:**

*Evaluación forrajera de hojas y frutos de "Acacia Negra" (Gleditsia triacanthos L.).*

10. **Abstract text:** Leave 1 line space after the Spanish title. The text should be in Font Arial 10 with single line spacing and justified. It must be one only paragraph. The abstract text should not have stars, text footnotes, or bibliographic references.

The text should follow an organized writing without subtitles. It should have a small introduction to the topic, an objective, materials and methods, and the obtained results (they could be presented as a figure or table), a small discussion and a conclusion. El desarrollo del texto deberá seguir una secuencia ordenada y coloquial donde se realice sin subtítulos una introducción al tema, cual es el objetivo del estudio que se presenta, los materiales y métodos usados, los resultados obtenidos (pueden ser expuestos en un cuadro/s o figura) la discusión y las conclusiones obtenidas.

11. **Key words and Palabras clave:** At the end of the text leaving a single space, in Font 10 and **bold**. Use the subtitle **Key Word**. Use a semicolon and add up to five key words (Composed words such as cow-calf operation are considered done). Key words should be different that the ones used in the title.

12. In the followed up line in bold Font Arial 10 the subtitle Palabras clave: Use a semicolon and add up to five Spanish key words (Composed words such as cow-calf operation are considered done). Key words should be different that the ones used in the title.

13. **Specifications for Tables and Figures**

The figure should be added into the margin space for the abstract text. Once the abstract is accepted it should be send as an Excel file, ready to cut and paste. The figure shall comply with the following:

- Do not exceed 10 cm high and 12 cm wide
- White and black (gray cannot be used)
- Do not include the title (it comes apart with the text)
- References clear to be printed
- No 3D figures (the 3D are in gray)
- Without outline line.
- Without outline line in the references box
- No gridlines
- Do not use bold
- Use only Arial Font size 8 or 9.

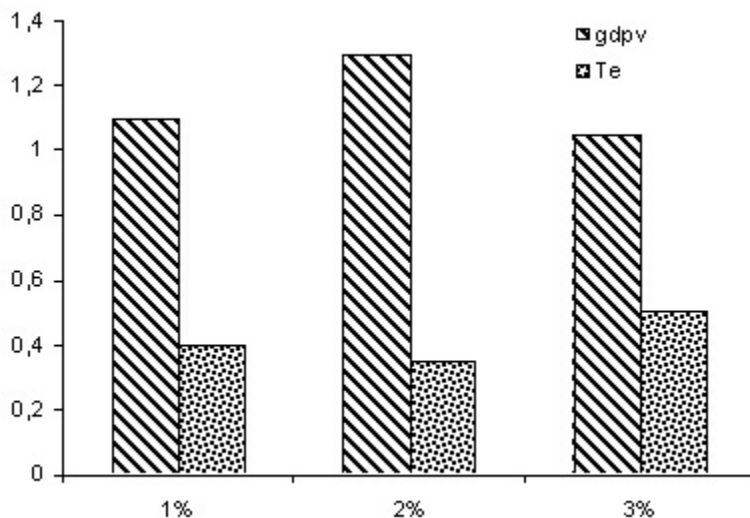
Please Test coping and pasting into Word and then print to display the image quality. Especially, check that the references are legible and differentiable.

The tables should be added into the margin space for the abstract text, using the table function of Word. They should have a single line box, Font Arial 8.

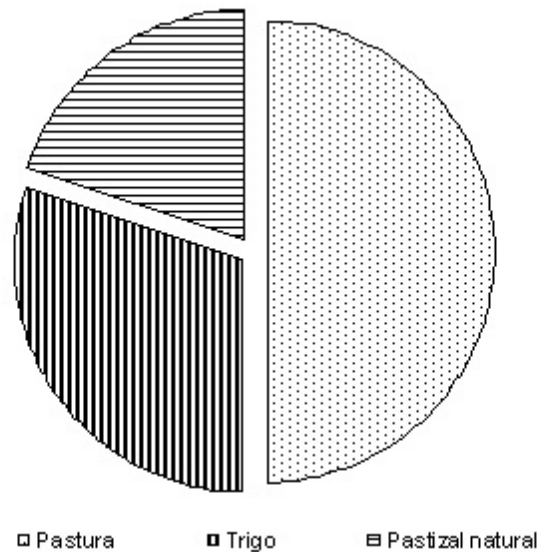
Remember that the readability of the author.

Examples of correct figures (figures are in a downloadable Excel file on the website):

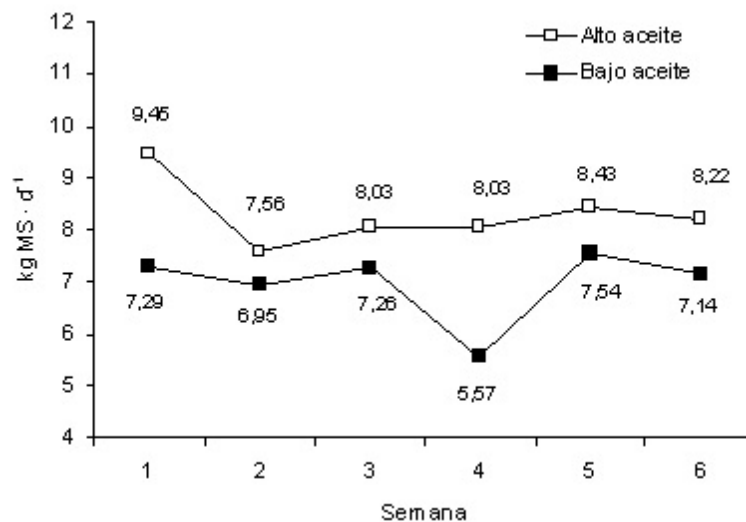
Correct columns figure.



Correct Pie figure



Correct scatter figure.



## II) THE QUALITY AND CONTENT OF THE ABSTRACT.

An abstract is a constraint length original document that allows readers informed evaluate the contributions of a scientific study. An abstract is part of the scientific literature, should ensure clarity and brevity by writing simple sentences and precise.

While abstracts information are accepted as a citation, it does not loss its originality to be publish as longer article.

Acceptance of an abstract for any of the sections is essential for oral presentation or mural in the meeting. This acceptance, however, does not require the AAPA or ASAS to publish a full article on the same topic in Argentina Journal of Animal Production (RAPA) neither Journal of Animal Sciences (JAS).

There are two types of abstracts: communications and research. No differences in quality and / or hierarchy between them.

### ○ **Communications**

Fall into a communication:

- a. Description of new techniques (laboratory, surgical, manufacturing, etc.), development of methodologies, experimental designs, and so on.
- b. Reports on research projects and plans.
- c. Preliminary information on ongoing research work.
- d. Case studies.

### ○ **Research Studies**

The Research abstracts should include:

- a. Definition of a hypothesis or a major problem to solve.
- b. Clear objectives to help define the acceptance or rejection of the hypothesis. The objectives may include hypothesis.
- c. Methodology for you to achieve the objectives.
- d. Conclusions on the acceptance or rejection of the hypothesis.

The referent of each section and /or editor decide if an abstract is a communication or a research abstract based on what was defined above.

### **Research Study Abstract must meet the following requirements:**

1. The study objectives should be clear and concise, set at the beginning of the abstract.
2. Relevant experimental conditions (such as number of treatments, replications and experimental units) should be included to give an indication of the scope of the study.
3. The experimental methods should include only those details that directly influence the interpretation or facilitate understanding of results.
4. The results should be collected and carefully condensed. Only the results on which it is concluded should be presented. It should consider the following aspects:
  - a) Report only the data related to the hypothesis on the objectives and experimental plan.
  - b) Statistical inferences must be sufficiently detailed for a correct interpretation of the data.

- c) Include up to two simple tables if this is the most effective way to present the results (the table should be presented in word)
  - d) Instead of a table, a figure could be present the results.
5. It is essential to draw clear conclusions.

### **III) A SUMMARY IS NOT ACCEPTABLE:**

1. Failure to comply with previous requirements.
2. If there is no consistency between objective s, materials and methods, and conclusions
3. If means of treatments are presented with no evidence of statistical analysis and measures of variability.

In addition, abstracts should be unified to provide information relating to the same problem, taken in a single experiment and the experimental site, and belonging to the same authors.

### **IV) ABSTRACT SUBMISSION:**

The abstract will be submitted via email to <aapa@balcarce.inta.gov.ar> or <rapa@balcarce.inta.gov.ar> or delivered in an electronic format to the AAPA Administrative Secretary The dead line for submission of the abstracts will established annually for each AAPA Congress and published in the official AAPA webpage <www.aapa.org.ar> AAPA.